

Future Fourth Grade Students!



Summer Homework
Due: September 5, 2018

Student: _____

Parent Signature: _____

Raz-Kids - Raz-Kids.com

Username _____

Password _____

Reflex Math - Reflexmath.com

Username _____

Password _____

Think Central - www.K6.thinkcentral.com/ePC/start.do

Username _____

Password: 12345

4th Grade Supply List

Please label your child's belongings with their name

1. 7 black & white notebooks
2. 5 **plastic** folders (1 of each color blue, green, red, purple, yellow)
3. Ear buds (for iPad use)
4. Container for earbuds
5. 3 boxes of 48 count **SHARPENED** pencils (Ticonderoga #2)
6. 1 box of crayons
7. 1 package of colored pencils
8. 1 package of 'pink' erasers (**NOT** Pencil top erasers)
9. 2 packages of 3x3 post-its
10. 1 pair of scissors
11. 3 glue sticks
12. 1 package of dry erase markers
13. 1 box of gallon size Ziploc
14. 2 paper towels rolls
15. 3 boxes tissues
16. 1 box **baby** wipes
17. 1 package of printer paper
18. 1 package of loose leaf paper (**wide ruled**)
19. 1 container of **disinfecting** wipes
20. 1 bottle of hand sanitizer
21. 1 bottle of hand soap

***** Healthy snack everyday*****

If you child is in class **403** please provide the following additional items:

- Soft pencil case labeled with student's name
- \$10.00 in an envelope labeled with student's name for Storyworks Magazine

4th Grade Summer Reading

- Choose 2 books to read
- Complete one activity from the attached sheets on the book of your choice:

<u>Fiction</u>	<u>Non-Fiction</u>
The Cricket in Times Square by George Selden	You Wouldn't Want to Be an American Colonist! by Jacqueline Morle
The Indian in the Cupboard by Lynne Reid Banks	Who was Mohamed Ali? by James Buckley and Stephen Marchesi
Sideways Stories from Wayside School by Louis Sachar	Getting to Know the World's Greatest Inventors & Scientists: Henry Ford <i>Big Wheel in the Auto Industry</i> by Mike Venezia
The BFG by Roald Dahl	Shh! We're Writing the Constitution by Jean Fritz
The War with Grandpa by Robert Kimmel Smith	I Am Harriet Tubman by Grace Norwich
Available as audiobooks on RazKids.com: Max by Kira Freed	Available as audiobooks on RazKids.com: Sonia Joins the Supreme Court by Cynthia Kennedy Henzel
The Homework Lesson by Ellen Forrest	Manatees by Kira Freed

Response Projects and Requirements

1. Design and make your own t-shirt.
 - Illustrate a scene or character from the book on a t-shirt.
 - Write a short summary of the scene and explain why it is important to the story. If you choose to illustrate a character, write a description of the character and why he or she is important to the story.
 - *All genres*
2. Create a mobile from items related to the story.
 - Select 10 items that represent people, places, events, or other parts of the book and hang them from a hanger using string or yarn.
 - Write a key that explains each object and why you chose it.
 - *All genres*
3. Make two "wanted" posters for 2 characters in the book.
 - Choose 2 characters from the book for which you will make posters.
 - Research sample wanted posters. Information to include on your poster: the "crime," physical description, where the character was last seen, and reward amount.
 - *All genres*
4. Make a new book jacket for the book.
 - Front cover: Draw and color an illustration for the book.
 - Inside front flap: Write descriptions of the main characters.
 - Inside back flap: Write a description of the setting and a short summary of the book.
 - Back cover: Write 5-10 quotes from the book that are important to understanding the story.
 - *All genres*
5. Create a collage to represent the book.
 - Your collage should have at least 10 photos or illustrations.
 - Write a key describing each item on the collage.
 - *All genres*
6. Write a comic book version of your book.
 - Use 8 $\frac{1}{2}$ x 11 inch paper (Create the book on the full page or folded hamburger-style.)
 - Comics should be colored.
 - *Fiction (Realistic, Historical); Mystery; Fantasy*

7. Create a book in bag.
 - Choose 10 items that represent people, places, events, and other parts of the book. Place them in a brown paper bag.
 - Create a label for your bag that includes the title and author.
 - Write a key describing each of the items and explain their importance to the story.
 - *All genres*
8. Write a letter to the author that shows your reaction to the book.
 - Include all elements of a friendly letter (date, greeting, body, closing, & signature).
 - Include:
 1. Your opinion of the book and reasons for your opinion
 2. The character in the book you are most like and why
 3. Your favorite part of the book
 4. At least 2 questions you have about the book
 - Make sure you include your home or school address in the letter.
 - Include an addressed envelope with your return address & the author's address. (Check the back of the book or author's Web site for author's address. You may also send the letter directly to the publisher, which should be on the copyright page of the book.)
 - *All genres*
9. Write out an interview between you and a character.
 - Write 10 questions to ask your character. Then, answer each question as you think the character would respond.
 - *All genres*
10. Create a "Ten Facts About [Book Title]" handout.
 - Create a fact sheet of 10 facts you found out during reading but did not know before you read the book.
 - *Nonfiction/Informational; Biography & Autobiography*
11. Create a board or card game about the book.
 - The game should include details about the setting, characters, and plot to show knowledge of the book.
 - Include instructions about how to play.
 - *All genres*
12. Draw and paint or color a portrait of a character.
 - Include a description of the character you draw or paint. (What does he or she look like? How old is he or she? What type of person is she? Why is he or she important to the story?)
 - *All genres*

13. Write 3 diary entries that a character would write that include details about the story.
 - Diary entries should be at least 10 sentences each.
 - Diary entries can be typed or handwritten.
 - *Fiction (Realistic, Historical); Mystery; Fantasy; Biography or Autobiography*
14. Create an illustrated timeline showing important events from the book.
 - Choose at least 10 important events from the story. Write a description of each event, and draw & color an illustration for each event.
 - The events must be in the order in which they occurred.
 - *All genres*
15. Create a diorama of a scene from the book.
 - Create a scene from the book in a shoebox.
 - Write a description of what the scene shows.
 - *All genres*
16. Make a map of places where the story took place.
 - The map should be colored.
 - Write a description of what each place is and why it is important.
 - *All genres*
17. Create a sculpture of a character.
 - Use modeling clay or papier-mâché to sculpt a character.
 - Write a description of who the character is and why he or she is important.
 - *All genres*
18. Make 3 drawings of important scenes from the book.
 - Drawings should be colored.
 - Write a description of what each scene is and why it is important.
 - *All genres*
19. Write a letter to the main character of your book asking questions, making a complaint or a suggestion, or writing your opinion about something that happened in the story.
 - Include all elements of a friendly letter (date, greeting, body, closing, & signature).
 - *Fiction (Realistic, Historical); Mystery; Fantasy; Biography & Autobiography*
20. Prepare a travel brochure for a book.
 - Create a colorful brochure based on the setting of your book.
 - Give reasons people should want to visit this location.
 - Describe what occurred in this location in the book.
 - *Fiction (Realistic, Historical); Mystery; Fantasy*

21. Send three postcards from one of the characters to your teacher.
 - On the back of each postcard, write a short summary of an important event from the story.
 - On the front, illustrate that event.
 - *Fiction (Realistic, Historical); Mystery; Fantasy*
22. Create a book award.
 - Choose a book award to give to your book. Create a ribbon for the award.
 - Draw and color the book cover, and place the book award ribbon on the cover.
 - On the back of the book cover, explain why you are giving the award to the book.
 - *All genres*
23. Create a CD album cover.
 - On one side of the cover, come up with 10 song titles that represent characters, events, or settings in the book. Below your titles, write a short summary of the book.
 - Illustrate the cover on the other side, and include the title of the book.
 - *All genres*
24. Create a picture story for your book.
 - Rewrite the book for a Kindergarten or 1st grade audience. Use short sentences and age-appropriate words so that they can read it easily. Make sure to include all major parts of the story.
 - Illustrate each page to go along with the story.
 - *Fiction (Realistic, Historical); Mystery; Fantasy*
25. Write a report card for a character in your book.
 - Choose a character in your book. Come up with 5 areas of his or her personality to grade based on how the character behaved in the story.
 - Write the character's name at the top of the page. Give the character a grade in each subject, and give details from the story to support the grade in the Comments section. See the example below.
 - *All genres*

Student: Prince Brat

Subject	Grade	Comments
Loyalty	C	In the beginning, Prince Brat told on Jemmy to the thieves. Later, he protected Jemmy from them.

26. Write a new ending for the story or add an extra chapter.
 - *Fiction (Realistic, Historical, Mystery)*

27. Write a test for the book you read.
- Use information from the book you read to create a test that you could give other readers to check their understanding of the story.
 - The test should include matching, multiple choice, and short answer questions.
 - Vocabulary section: Use 5 words and their definitions
 - Comprehension section: Write 15 questions about the characters, events, and setting of the story.
 - *All genres*
28. Create a sports trading card for a sports figure.
- On the front, draw and color a picture of the person.
 - On the back, write the person's statistics: name; birthday; hometown; high school or university attended; sport played; how did he or she get started in the sport; important accomplishments
 - *Biography & Autobiography*
29. Create a Venn diagram to show similarities and differences in the traits of the main character and yourself.
- Have at least 5 similarities between main character and you
 - Have at least 5 differences for the main character and 5 differences for you (no repeats!)
 - Minimum total of written pieces of information = 15
 - *Fiction (Realistic, Historical, Mystery); Biography & Autobiography*
30. PowerPoint
- *All genres*
 - *For Fiction (Realistic, Historical); Mystery; Fantasy:*
 - ✓ Slide 1: title, author, publication date
 - ✓ Slide 2: brief plot outline of main events of the story
 - ✓ Slide 3: main character list complete with physical & personality descriptions
 - ✓ Slide 4: a description of the setting
 - ✓ Slide 5: your favorite quote or part of the book with an explanation of why it's your favorite
 - ✓ Slide 6: create a book review paragraph complete with 1-5 star rating and why
 - ✓ Slides 7-10: free choice slides
 - *For Nonfiction/Informational; Biography or Autobiography:*
 - ✓ Slide 1: title, author, publication date
 - ✓ Slide 2: main character list complete with physical & personality descriptions
 - ✓ Slide 3: a description of the setting
 - ✓ Slide 4-13: ten facts you learned from the book
 - ✓ Slide 14: your favorite part of the book with an explanation of why it's your favorite
 - ✓ Slide 15: create a book review paragraph complete with 1-5 star rating and why

1

Theo divided a garden equally into 6 parts. He planted seeds in 5 of the parts. In what fraction of the garden did Theo plant seeds?

A $\frac{1}{6}$

B $\frac{1}{5}$

C $\frac{5}{6}$

D $\frac{6}{5}$

2

What number makes the equation below true?

$$35 \div ? = 7$$

A 5

B 6

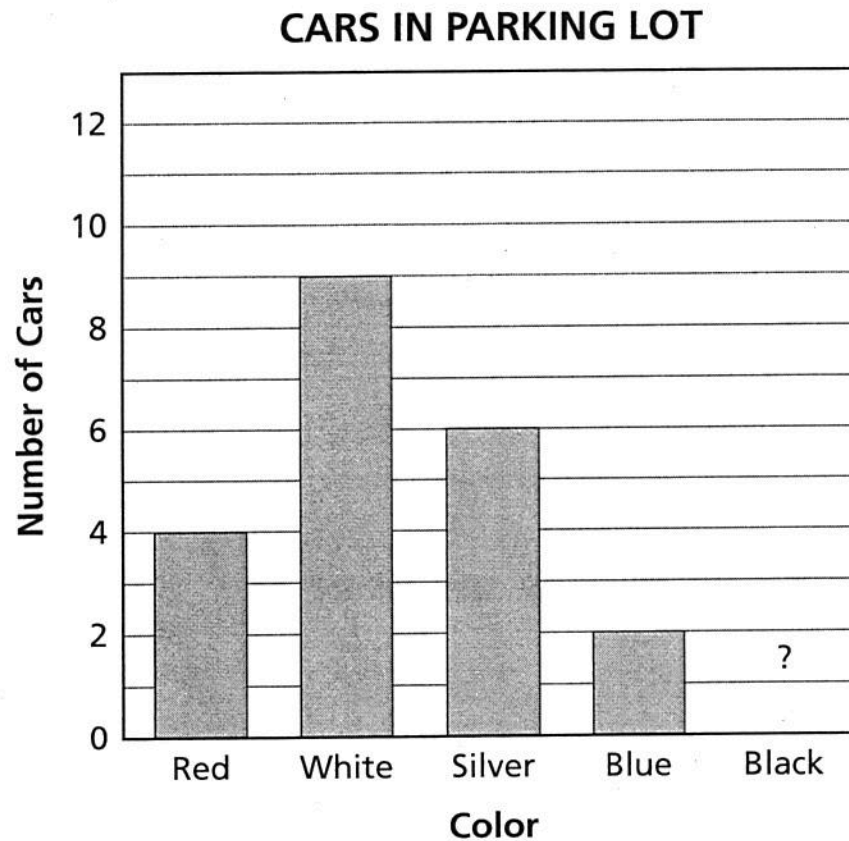
C 7

D 8

GO ON

5

The bar graph shows the numbers and colors of cars in a parking lot.



The total number of silver and black cars equals the total number of red, white, and blue cars. How many black cars are in the parking lot?

- A 9
- B 10
- C 15
- D 30

GO ON

- 6 Colton and his dad bought a gallon of paint that cost \$13. They also bought 2 brushes that cost \$9 each. What was the total cost, not including tax, of the brushes and the paint they bought?

A \$22
B \$24
C \$31
D \$35

- 7 The table below shows four numbers rounded to the nearest hundreds place. One of the numbers is rounded incorrectly.

Starting Number	Rounded to the Nearest Hundred
1,212	1,200
2,396	2,300
3,636	3,600
5,573	5,600

Which number is rounded to the nearest hundreds place incorrectly?

A 1,212
B 2,396
C 3,636
D 5,573

GO ON

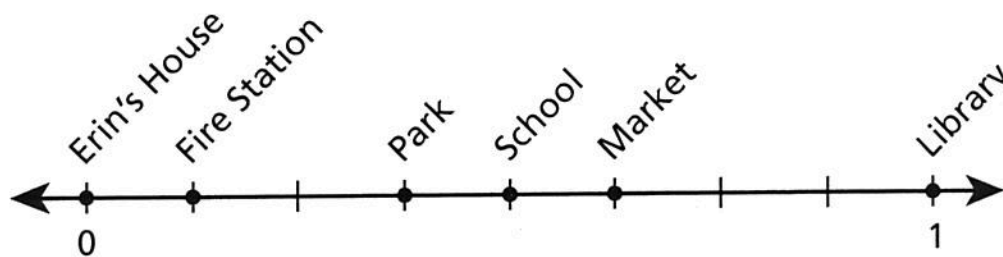
8

Tayshawn sorts 56 marbles into equal groups with no marbles left over. Which statement could be true of the groups of marbles Tayshawn sorts?

- A There are 6 groups of marbles with 8 marbles in each group.
- B There are 7 groups of marbles with 7 marbles in each group.
- C There are 8 groups of marbles with 7 marbles in each group.
- D There are 9 groups of marbles with 6 marbles in each group.

9

Erin walked 1 mile from her house to the library. Along the way, she passed several places shown on the number line below.



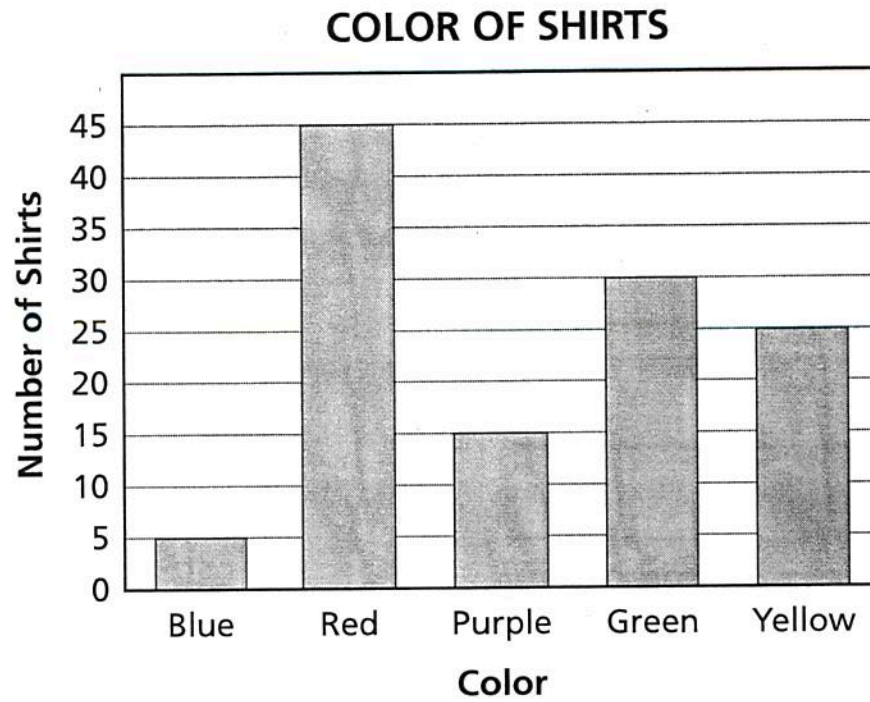
Which place is $\frac{4}{8}$ mile from Erin's house?

- A the fire station
- B the park
- C the school
- D the market

GO ON

13

The graph below shows the number of shirts of each color in a store.




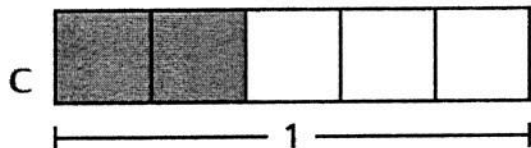
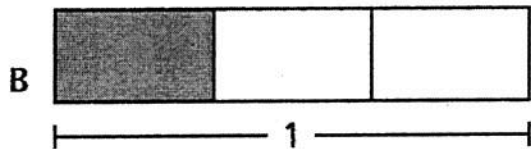

How many more red shirts than the total number of blue shirts and yellow shirts are in the store?

- A 15
- B 30
- C 40
- D 45

GO ON

16

Which of these is shaded to represent $\frac{2}{3}$?



17

Carmen saved 592 pennies. Her sister saved 128 pennies. Together, they put 250 pennies in wrappers and took them to the bank. What is the total number of pennies, rounded to the nearest hundred, Carmen and her sister have left?

- A 300
- B 500
- C 700
- D 1,000

GO ON

18

Beth met her friends at the library at 4:30 p.m. It took her 24 minutes to walk from her house to the library. What time did Beth leave her house to arrive at the library at exactly 4:30 p.m. ?


Show your work.

Answer _____ p.m.

GO ON

19

Ethan made the array below to show the product of 6×7 .



Does Ethan's model show the product of 6×7 ? Explain why or why not.

Answer

GO ON

Dear Parent:

Here is a list of a few sites to help your child over the summer in math and reading. Please feel free to have your child still go onto Reflex Math as well.

<http://www.mathgametime.com> - Free math games by grade level or skill.

<https://www.khanacademy.org/> - Free resource showing videos on how to solve math problems. Sign up required.

<https://www.gcflearnfree.org> - Free resource math/reading tutorials.